

master of quantitative
management:
business analytics

ALUMNI CAREER SURVEY

DUKE
FUQUA
SCHOOL OF BUSINESS

2023

A web-based survey was sent to all Master of Quantitative Management: Business Analytics (MQM) program alumni who graduated in years 2018-2022 to solicit their feedback on how the program has affected their career prospects, including earning potential.

Of the 886 MQM alumni who received the survey, 197 participated representing a 22% response rate.

“

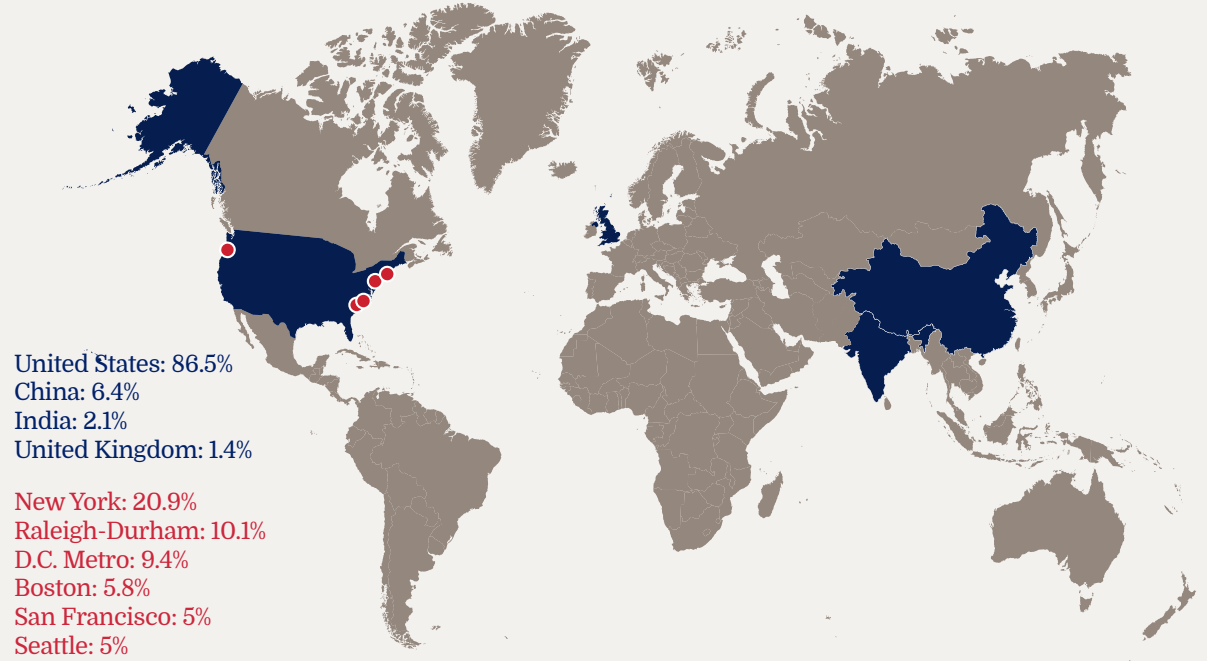
I have been able to accelerate my career within a very short span of time considering I came in with zero work experience.

**ANALYST
CLASS OF 2022**

where are they now? and what are they doing?

TOP 4 COUNTRIES MQM GRADS ARE WORKING IN

Nearly 87% of MQM graduates are working in the United States and just over 6% are working in China. India and the United Kingdom comprise 3.5%, with even fewer graduates working in other locations across multiple continents.



New York: 20.9%
Raleigh-Durham: 10.1%
D.C. Metro: 9.4%
Boston: 5.8%
San Francisco: 5%
Seattle: 5%

TOP 5 CITIES MQM GRADS ARE WORKING IN

The top five cities that employ MQM graduates are all located in the U.S., with the majority of MQM alumni living and working in New York.

INDUSTRIES & FUNCTIONS

Financial Services (32.9%), Technology (24.5%), and Consulting (17.5%) are the top industries MQM alumni are working in.

Similarly, Analytics (43.4%), Finance (11.2%), and Consulting (9.1%) are top functions. Strategy (8.4%), Marketing (7.7%), Operations (7.0%) are other major functions.



32.9%
Financial services



24.5%
Technology

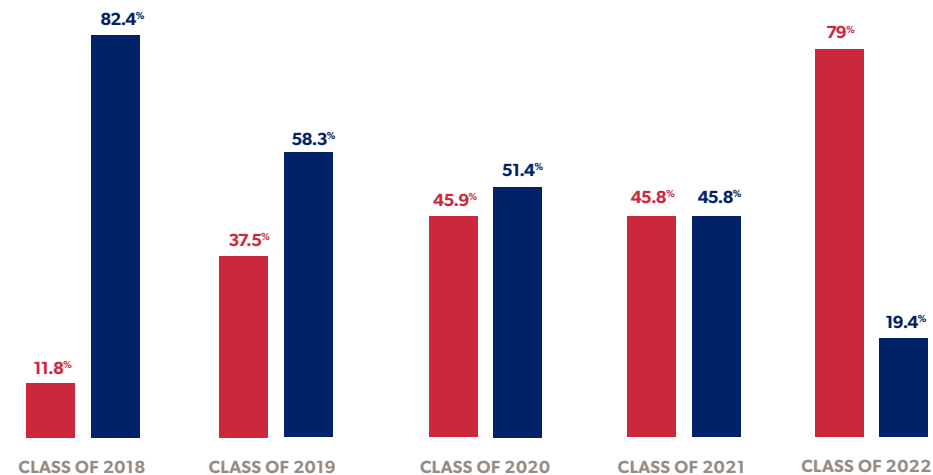


17.5%
Consulting

making moves

Slightly more than half (54%) of MQM alumni are employed full-time at the same company they joined immediately post-program and another 43% are employed full-time at a different company than the one they joined immediately after the program.

■ CURRENT COMPANY THE SAME AS FIRST COMPANY AFTER FUQUA
■ DIFFERENT COMPANY THAN THE FIRST COMPANY AFTER FUQUA



Although roughly 79% of alumni from the class of 2022 are still employed full-time at the same company they joined immediately following program, it is likely they will continue the same trend as alumni from previous years and seek employment at a different company than the one they joined post-program. The data show (p. 4-5) that as alumni make the transition from their first company to their current one, they are also likely to earn higher titles and better compensation.

“

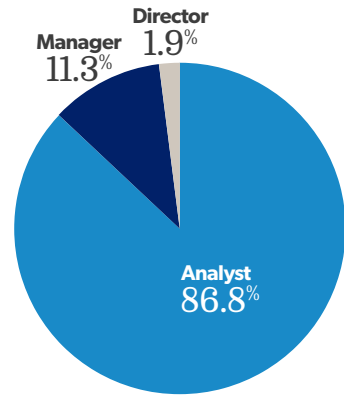
I think the program is well rounded and does a good job preparing its graduates for roles in business analytics - irrespective of their experience in the field going in. The brand value that Fuqua carries cannot be overstated and the program delivers on that reputation.

ANALYST
CLASS OF 2022

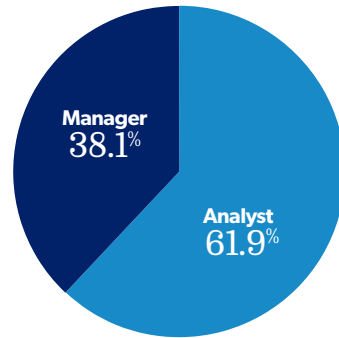
career progression post-fuqua

CAREER PROGRESSION BY POSITION

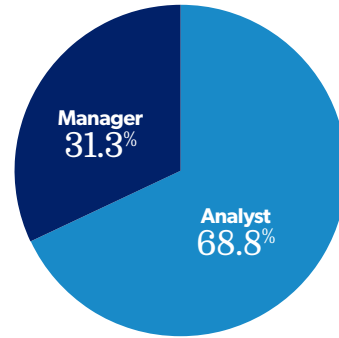
■ ANALYST ■ MANAGER ■ DIRECTOR



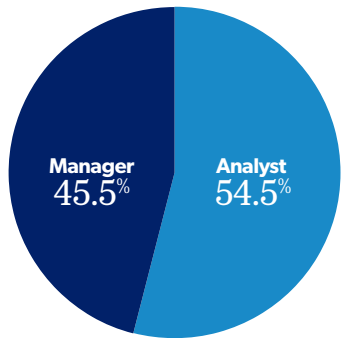
Class of 2022



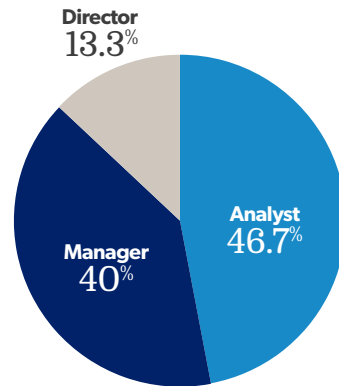
Class of 2021



Class of 2020



Class of 2019



Class of 2018




Seven-in-ten MQM alumni are analysts, 28% are managers, and 2% are working at director level and above.

“

I wanted to go back to school to learn how to code so I could get a job in Sports Analytics, and the skills I learned through MQM helped me do exactly that. The Duke name has also opened a lot of doors for me in terms of connections and speaking opportunities.

**DIRECTOR
CLASS OF 2018**



“

The emphasis on working in groups and presentations were skills that really made me stand out in the application pool and gave me the confidence to interview well. The skills I developed on the analytics side help me daily in my current job and although I wish I knew a bit more I have gained the skills to teach myself.

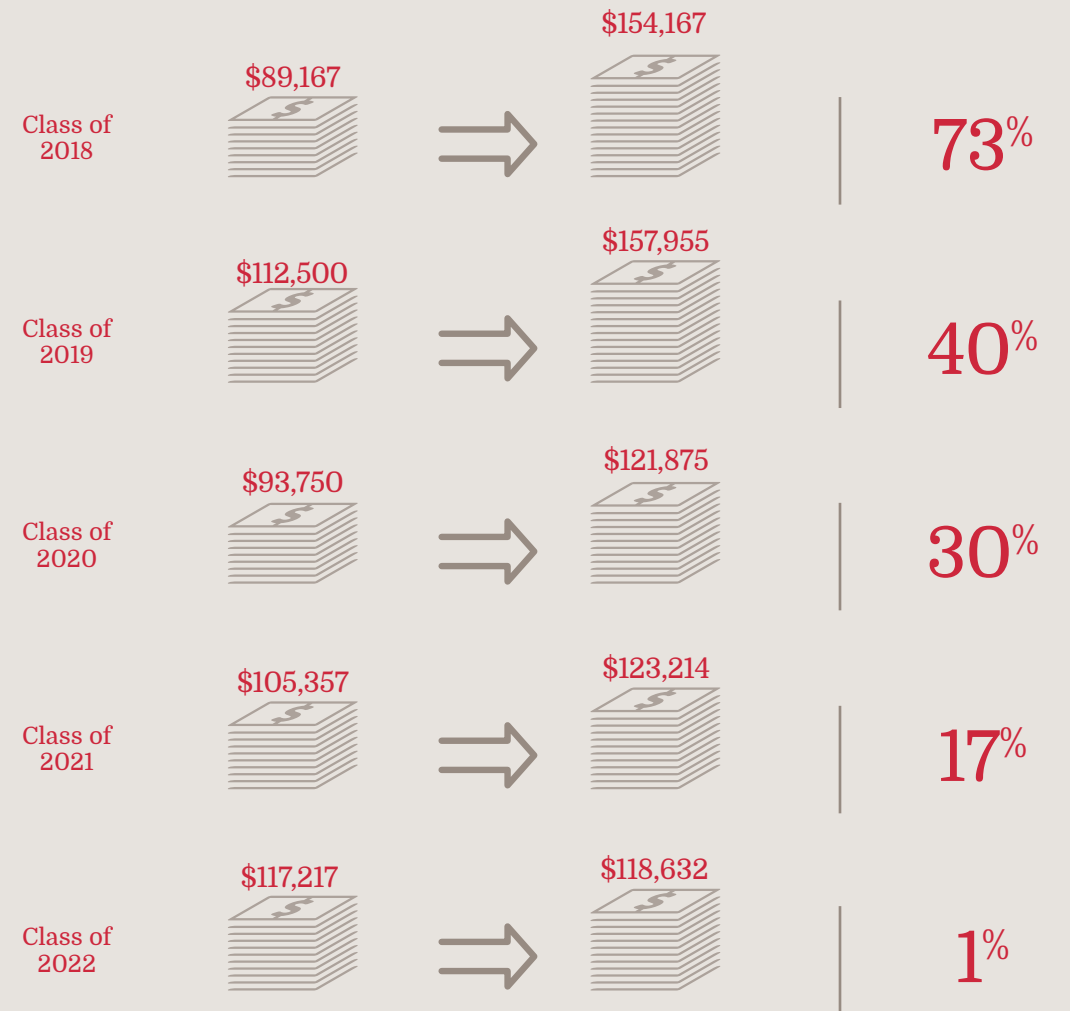
**ANALYST
CLASS OF 2021**

the rewards

Almost eight-in-ten (78%) of MQM alumni are earning more than \$100K in annual compensation, with 28% earning more than \$150K.

The current average annual compensation for MQM alumni is \$129,808, which is an increase of 22% from the annual compensation in their first job immediately after graduation (\$106,556).

the master of quantitative management ROI

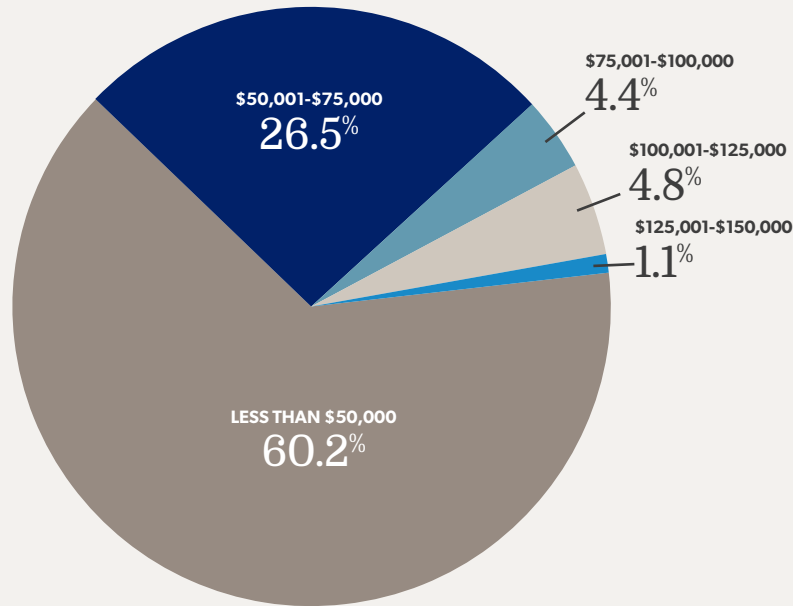


AVERAGE COMPENSATION IMMEDIATELY AFTER FUQUA

AVERAGE CURRENT COMPENSATION

AVERAGE % CHANGE IN COMPENSATION

pre-fuqua compensation



current compensation

\$100k+

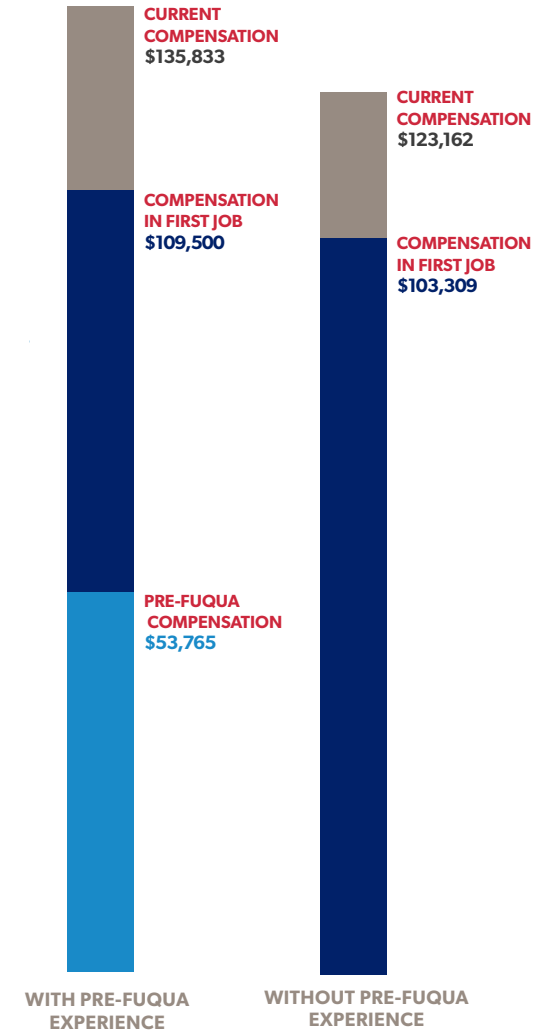
<u>88%</u>	<u>67.6%</u>
yes	no

\$150k+

<u>32%</u>	<u>23.5%</u>
yes	no

Alumni when asked their current compensation and if they had pre-Fuqua experience

changes in average compensation



Change in average compensation with and without pre-Fuqua experience

“

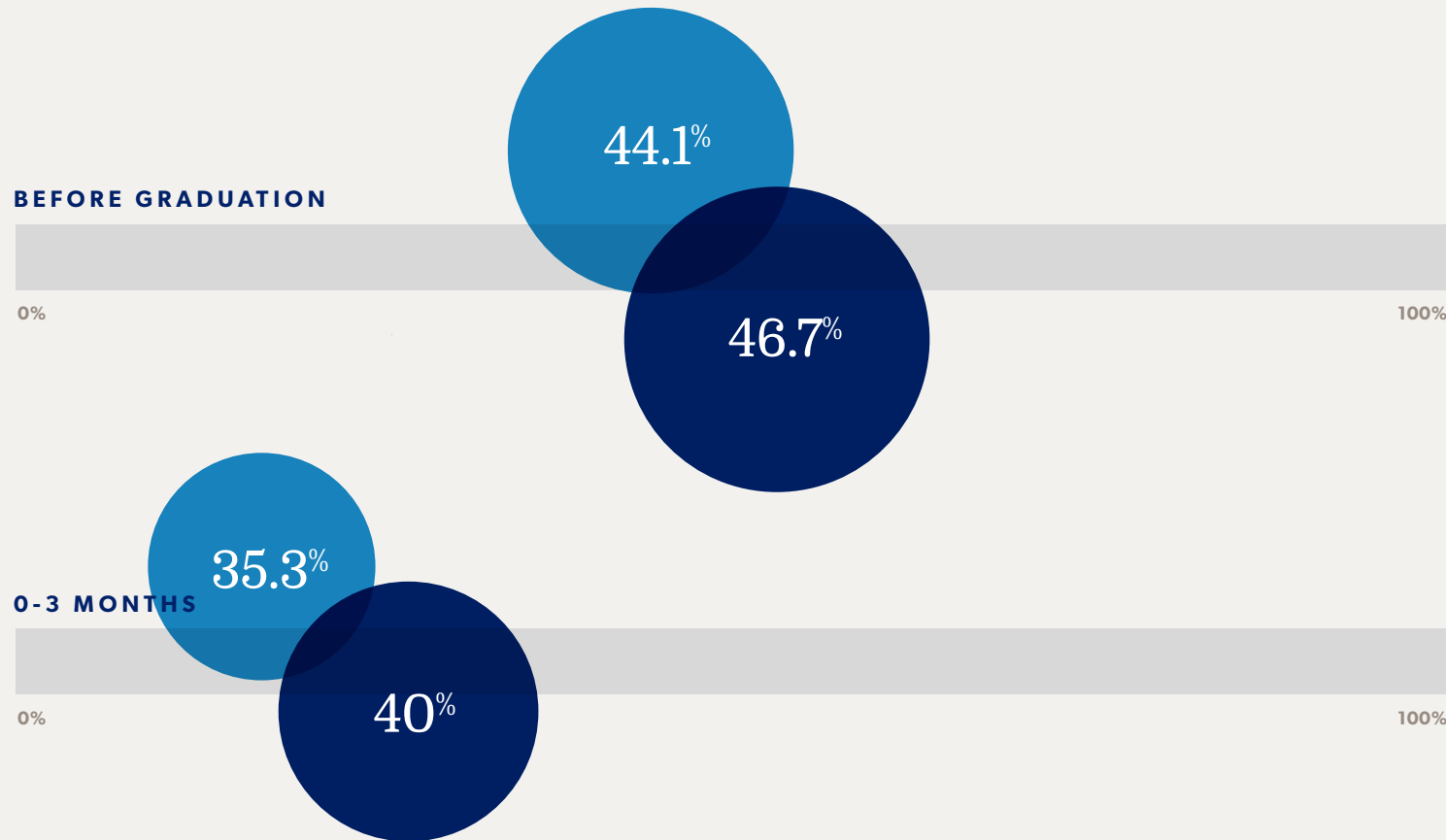
I learned a lot and got chances to apply those skills in the industry. Education was a direct translation to skills/ function required in my roles.

MANAGER CLASS OF 2018

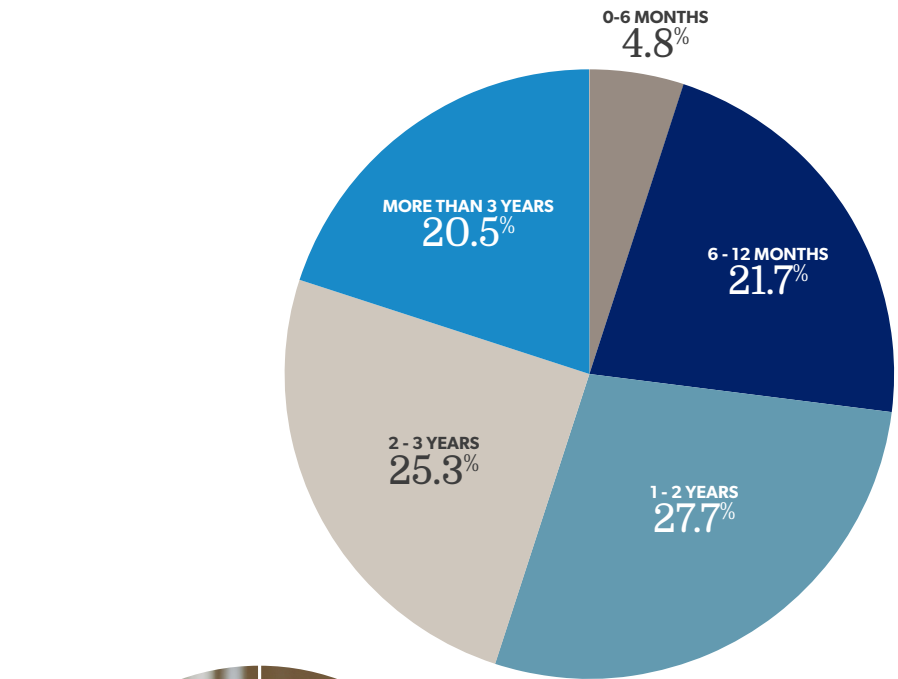
timing of first job offer

pre-fuqua experience

■ YES
■ NO



pre-fuqua work experience



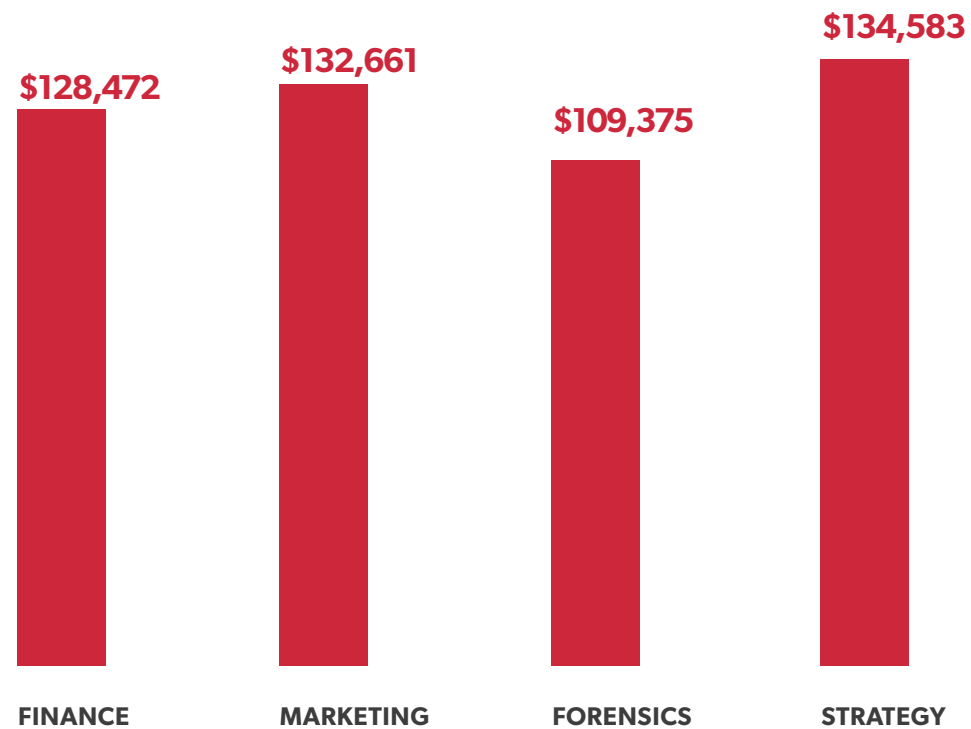
Alumni responses when asked whether they had pre-Fuqua work experience.

“

Fuqua offers a strong network and a great balance of curriculum that combines technical skill sets and business acumen.

ANALYST
CLASS OF 2021

current average compensation by MQM track



“MQM enabled me to enter the career field I wanted and get very large pay increases, generating a very strong ROI.

ANALYST
CLASS OF 2019

“The Fuqua network has been helpful to assess, track, and pursue career opportunities, and overall provide a strong sense of community and belonging.

MANAGER
CLASS OF 2019

current average compensation by metropolitan area

Seattle: \$169,643

San Francisco: \$158,929

Washington, D.C.: \$152,885

Miami: \$145,833

New York: \$137,500

Raleigh-Durham: \$137,500

Atlanta: \$129,167

Boston: \$128,125

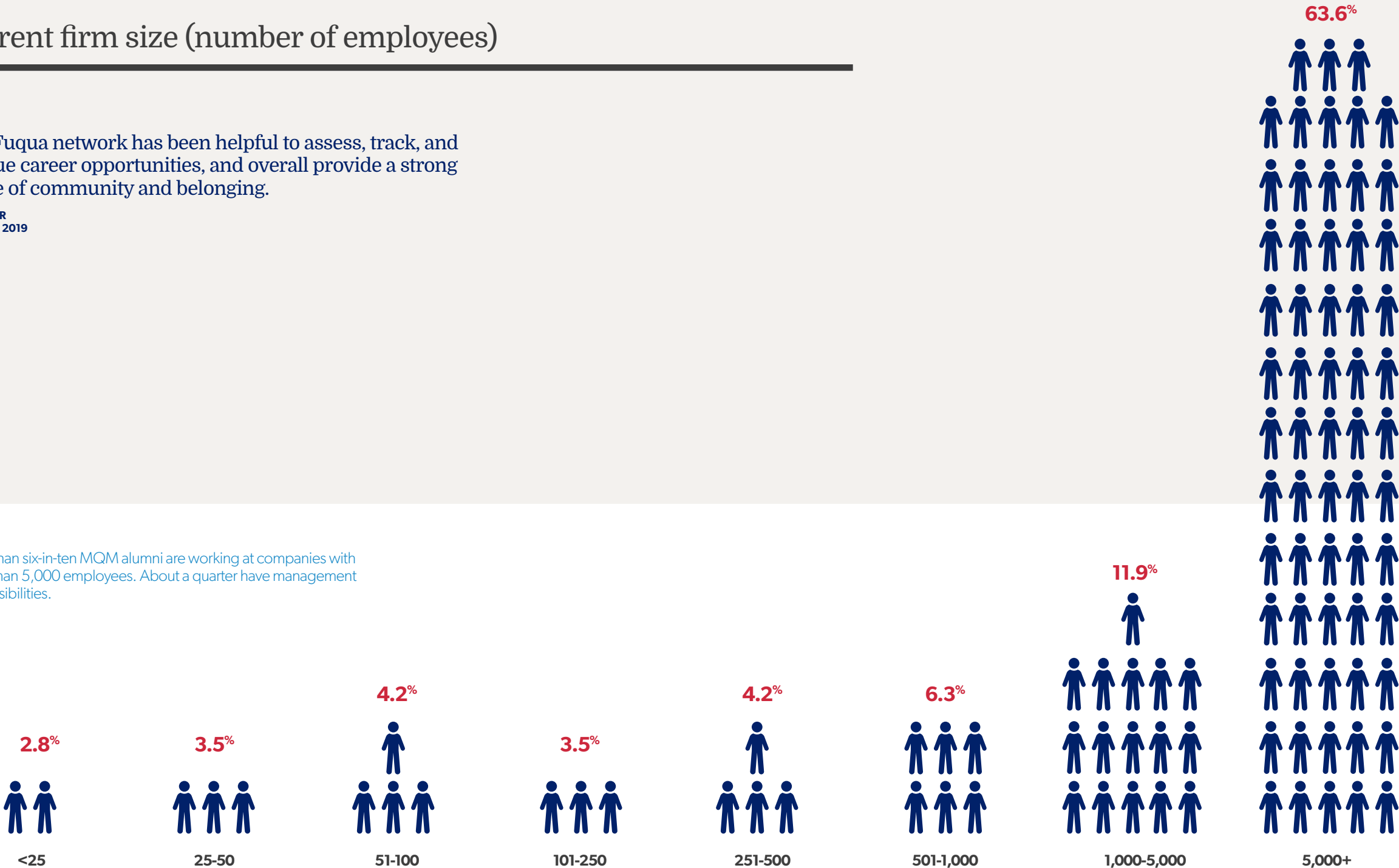
Chicago: \$120,833

current firm size (number of employees)

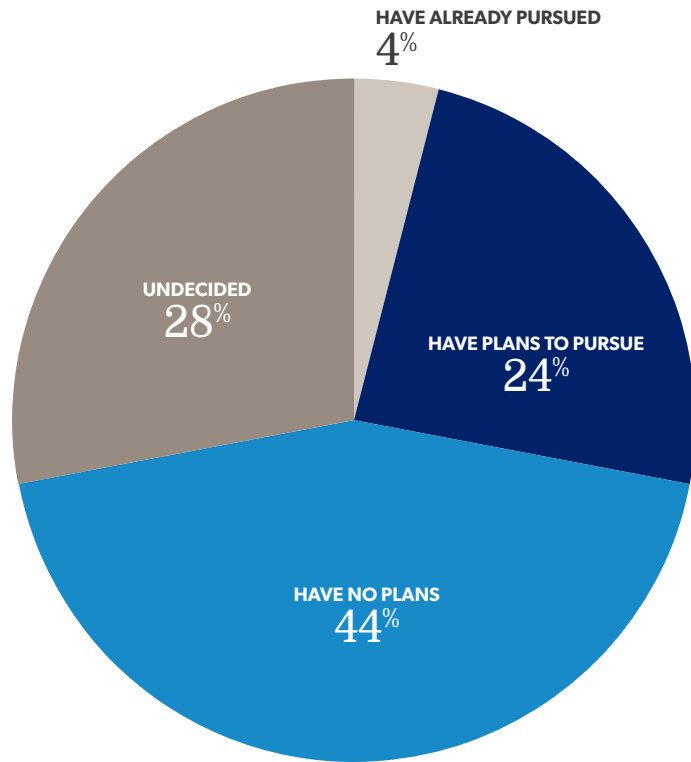
“
The Fuqua network has been helpful to assess, track, and pursue career opportunities, and overall provide a strong sense of community and belonging.

MANAGER
CLASS OF 2019

More than six-in-ten MQM alumni are working at companies with more than 5,000 employees. About a quarter have management responsibilities.



where do they go from here?



“
The program instilled confidence to be able to lead analytics in the department singlehandedly. I was not only able to do hands-on work effectively but also create strategy and set directions for the future expansion of the team. Working in teams at Fuqua, and frequent presentations and trainings were very effective.

ANALYST
CLASS OF 2019

Alumni responses when asked if they had pursued or have plans to pursue further graduate education

HAVE ALREADY PURSUED

MBA: 2
PhD: 2
Other: 2

HAVE PLANS TO PURSUE

MBA: 26
PhD: 3
Other: 4

“
I am extremely satisfied with Duke. I found the educational quality and rigor to be incredible. The data analysis foundation I learned from Duke has helped improve my work quality 10x.

ANALYST
CLASS OF 2022

DUKE
FUQUA
SCHOOL OF BUSINESS

master of quantitative
management:
business analytics
ALUMNI CAREER SURVEY